

# HYGIECODE - Coded Non Contact Type: CMC

## FEATURES:

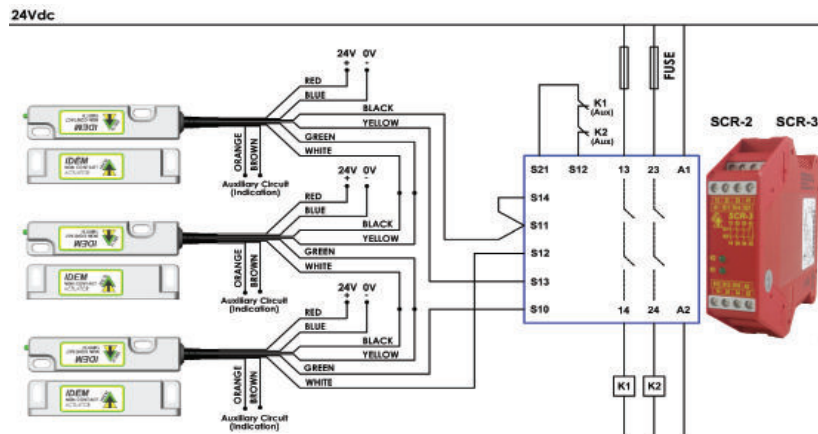
Designed for Food Processing and Pharmaceutical applications  
 Suitable for CIP and SIP cleaning -  
 Food Splash Zones EHEDG guidelines  
 Wide 14mm sensing with high tolerance to misalignment  
 Industry standard slim 20mm wide housing - fits in narrow channels  
 Can be high pressure hosed at high temperature - IP69K  
 LED indication  
 Up to: PLe ISO13849-1  
 2NC 1NO circuits - high switching life - no moving parts



**Stainless Steel 316 Housing mirror polished (Ra4)**  
**Coded Magnetic Actuation**  
**Switching Tolerance up to 14mm**  
**Will operate with most Safety Relays**



## CONNECTION EXAMPLE: CODED SWITCHES

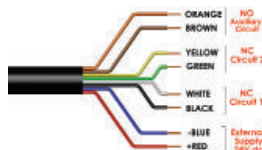
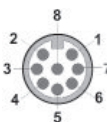


Three switches connected in series to an SCR-2 or SCR-3 to give Dual Channel monitoring with Auto Start and Contactor Feedback Check. Optional auxiliary circuits provide for remove signalling from each switch.

Quick Connect M12 versions fitted with 250mm (10") cable

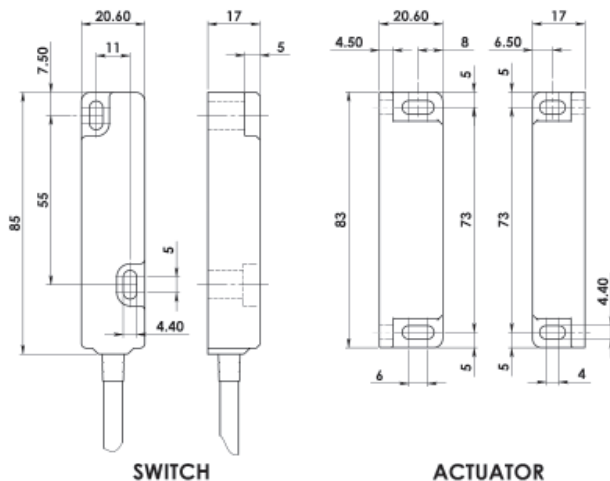


140101	Female QC Lead	M12 Female 5m. 8 way
140102	Female QC Lead	M12 Female 10m. 8 way



Quick Connect QC M12 8 Way Male Plug Pin view from Switch	Flying Lead Colour	Circuit (Actuator Present)	Output Types Solid State
8	Orange	Auxiliary NO or NC	200mA Max. 24Vdc
5	Brown	Auxiliary NO or NC	
4	Yellow	Safety NC2 +ve	200mA Max. 24Vdc
6	Green	Safety NC2 -ve	
7	Black	Safety NC1 +ve	200mA Max. 24Vdc
1	White	Safety NC1 -ve	
2	Red	Supply +24Vdc	Supply 24Vdc +/- 10%
3	Blue	Supply 0Vdc	

## DIMENSIONS:



**Standards:** ISO14119 EN60947-5-1  
 EN60204-1 ISO13849-1 EN62061 UL508

### Safety Classification and Reliability Data:

ISO13849-1 Up to PLe Category 4  
 EN62061 Up to SIL3  
 PFHd 8,71 x 10<sup>-11</sup>  
 Proof Test Interval (Life) 20 years  
 MTTFd 866 years  
 Safety Channel 1 NC 24Vdc 0.2A Max. Rating  
 Safety Channel 2 NC 24Vdc 0.2A Max. Rating  
 Safety Channel 3 NO 24Vdc 0.2A Max. Rating  
 Minimum Switched Current 10Vdc 1mA  
 Dielectric Withstand 250Vac  
 Insulation Resistance 100 Mohms  
 Recommended Setting Gap 5mm  
 Switching Distance Sao 10mm Close  
 (Target to Target) Sar 20mm Open  
 Tolerance to Misalignment 5mm in any direction from 5mm setting gap  
 Switching Frequency 1.0Hz maximum  
 Approach Speed 200mm/min to 1000mm/sec  
 Body Material Stainless Steel 316 mirror polished finish to Ra4  
 Operating Temperature -25C +105C (CIP SIP cleaning)  
 Enclosure Protection IP69K IP67  
 Shock Resistance IEC68-2-27 11ms 30g  
 Vibration Resistance IEC68-2-6 10-55Hz 1mm  
 Cable Type PVC 6 or 8 core 6mm OD Conductors 0.25mm<sup>2</sup>  
 Mounting Bolts 2xM4 Tightening torque 1.0Nm  
 Mounting Position Any

For all IDEM switches the normally closed (NC) circuits are closed when the guard is closed and the actuator is present.

SALES NUMBER	TYPE	CABLE LENGTH	CIRCUITS
138001	Hygiecode CMC	2M	2NC
138002	Hygiecode CMC	5M	2NC
138003	Hygiecode CMC	10M	2NC
138004	Hygiecode CMC	QC-M12	2NC
138005	Hygiecode CMC	2M	2NC 1NO
138006	Hygiecode CMC	5M	2NC 1NO
138007	Hygiecode CMC	10M	2NC 1NO
138008	Hygiecode CMC	QC-M12	2NC 1NO
138105	Hygiecode CMC	2M	3NC
138106	Hygiecode CMC	5M	3NC
138107	Hygiecode CMC	10M	3NC
138108	Hygiecode CMC	QC-M12	3NC

Note: 2NC 1NO versions have 2NC Safety and 1NO Auxiliary Circuits  
 3NC versions have 2NC Safety and 1NC Auxiliary Circuits  
**AVAILABLE WITHOUT LED IF REQUIRED.**